

**SIMULATED TELECOMMUNICATIONS
INDIA PRIVATE LIMITED**

ANNUAL REPORT

2022 – 23

AUDITORS

R. Sonthalia & Co.

Firm Registration No. 320130E

4, Syngogue Street, 9th Floor, Suite No 915

Kolkata - 700001

Mobile - 9831387100

SIMULATED TELECOMMUNICATIONS INDIA PRIVATE LIMITED

KAMALALAYA CENTRE, 156A LENIN SARANI, 3RD FLOOR, ROOM NO. 302B, KOLKATA-700013.

CIN- U74999WB2012PTC181760

Balance Sheet as at 31st March, 2023

All Amount in Rs.'00, Unless otherwise Stated

Particulars	Note No	As on 31.03.2023	As on 31.03.2022
I. EQUITY AND LIABILITIES			
(1) Shareholder's Funds			
(a) Share Capital	2	1,000.00	1,000.00
(b) Reserves and Surplus	3	7,799.69	5,713.80
		<u>8,799.69</u>	<u>6,713.80</u>
(2) Current Liabilities			
(a) Short-term Borrowings	4	9,417.86	4,752.37
(b) Trade Payables	5	13,232.34	17,081.00
(c) Other Current Liabilities	6	3,478.41	3,557.90
(d) Short-term Provisions	7	735.92	566.70
		<u>26,864.53</u>	<u>25,957.97</u>
Total Equities & Liabilities		35,664.22	32,671.77
II . ASSETS			
(1) Non-current Assets			
(a) Property, Plant and Equipment			
(i) Tangible Assets	8	1,614.30	2,072.00
(b) Other Non-Current Assets	-	-	-
		<u>1,614.30</u>	<u>2,072.00</u>
(2) Current Assets			
(a) Inventories	9	8,384.53	2,165.77
(b) Trade Receivables	10	20,796.35	25,539.00
(c) Cash and Bank Balances	11	1,726.99	1,728.60
(d) Short-term Loans and Advances	12	2,830.60	1,049.40
(e) Other Current Assets	13	311.46	117.00
		<u>34,049.92</u>	<u>30,599.77</u>
Total Assets		35,664.22	32,671.77

Significant Accounting Policies Notes on Financial Statements

The Notes referred to above forms an Integral part of the Balance Sheet. In terms of Report even date annexed.

For and on Behalf of Board of Directors of
SIMULATED TELECOMMUNICATIONS INDIA PRIVATE LIMITED

For R SONTHALIA & CO.
Chartered Accountants
Firm Registration No. 321030E




Rama Kant Lakhota
Director, DIN 00567178

Place: Kolkata

Dated: 07th Day of September, 2023



Sandip Halder
Director, DIN 07793225



Ram Gobind Sonthalia
Partner

Membership No. 055626

UDIN. 23055626BGXXE29568

Place: Kolkata

Dated: 07th Day of September, 2023



SIMULATED TELECOMMUNICATIONS INDIA PRIVATE LIMITED

KAMALALAYA CENTRE, 156A LENIN SARANI, 3RD FLOOR, ROOM NO. 302B, KOLKATA-700013.

CIN- U74999WB2012PTC181760

Statements of Profit and Loss for the Year Ended 31-March-2023

All Amount in Rs.'00, Unless otherwise Stated

S N	Particulars	Note No	Year Ended 31-Mar-23	Year Ended 31-Mar-22
Continuing Operations				
I.	Revenue from Operations	14	63,413.76	48,870.20
II.	Other Income	15	14.94	73.40
III.	Total Revenue		63,428.70	48,943.60
IV.	Expenses:			
	Cost of Material Consumed	-	-	-
	Purchases of Stock in Trade	16	31,086.73	21,489.40
	Changes in Inventories	17	(6,218.77)	-
	Employee Benefits Expense	18	26,074.35	16,749.90
	Finance Costs	19	1,098.66	429.90
	Depreciation and Amortization Expense	-	457.70	58.75
	Other Expenses	20	8,108.23	7,469.11
	Total Expenses		60,606.91	46,197.06
V.	Profit before exceptional and extraordinary items and tax		2,821.79	2,746.54
VI.	Exceptional items		-	-
VII.	Profit after Exceptional items and tax		2,821.79	2,746.54
VIII.	Extraordinary Items		-	-
IX.	Profit before Tax		2,821.79	2,746.54
X	Tax Expense:			
	(1) Current Tax		(735.90)	(566.70)
	(2) Deferred Tax		-	-
	(3) Tax for earlier years		-	-
XI	Profit (Loss) for the period from continuing operations		2,085.89	2,179.84
XII	Profit / (Loss) from Discontinuing Operations		-	-
XIII	Tax Expense of Discontinuing Operations		-	-
XIV	Profit/(loss) from Discontinuing operations (after tax)		-	-
XV	Profit (Loss) for the Period		2,085.89	2,179.84
XVI	Earnings per equity share:			
	(1) Basic		20.86	21.80
	(2) Diluted		20.86	21.80

Significant Accounting Policies Notes on Financial Statements

The Notes referred to above forms an integral part of the Statement of Profit and Loss.

In terms of Report even date annexed.

For and on Behalf of Board of Directors of
SIMULATED TELECOMMUNICATIONS INDIA PRIVATE LIMITED



Rama Kant Lakhota
Director, DIN 00567178
Place: Kolkata


Sandip Halder
Director, DIN 07793225

Dated: 07th Day of September, 2023



For R SONTHALIA & CO.
Chartered Accountants
Firm Registration No. 321030E


Ram Gobind Sonthalia
Partner
Membership No. 055626
UDIN. 23055626BGXXEZ956E
Place: Kolkata
Dated: 07th Day of September, 2023

SIMULATED TELECOMMUNICATIONS INDIA PRIVATE LIMITED

1 SIGNIFICANT ACCOUNTING POLICIES

1.01 GENERAL INFORMATION

The Schedule III has been notified under the Companies Act, 2013 and has become applicable to the company for the year ended March 31, 2023 for preparation and presentation of the financial statements. Accordingly, the financial statements have been prepared and presented as per the Schedule III, of Companies Act, 2013.

1.02 COMPANY OVERVIEW

TIDNAP MILLS PRIVATE LIMITED is incorporated in West Bengal, India. The company is engaged in the business of Trading of Iron & Steel. The Company has occupied its domestic market and diversified the business outside the state. It has good quality product which helps in emerging the company business.

1.03 SIGNIFICANT ACCOUNTING POLICIES

a) Basis of preparation of Financial Statement

The financial statements are prepared in accordance with Generally Accepted Accounting Principles ("GAAP") applicable in India. GAAP comprises mandatory accounting standards as prescribed under Section 133 of the Companies Act 2013 ('Act') read with Rule 7 of the Companies (Accounts) Rules, 2014 and other provisions of the Act (to the extent notified). Accounting policies have been consistently applied except where a newly issued accounting standard is initially adopted or a revision to an existing accounting standard requires a change in the accounting policy hitherto in use. The management evaluates all recently issued or revised accounting standards on an on-going basis.

b) Use of Estimates


The preparation of the financial statements in conformity with GAAP requires the management to make estimates and assumptions that affect the reported balances of assets and liabilities as at the date of the financial statements and reported amounts of revenue and expenses for the year. The difference between the actual result and estimates are recognised in the period in which results are known / materialised.

c) Fixed Assets and Depreciation

Fixed assets are stated at acquisition cost less accumulated depreciation and impairment losses, if any. Cost of acquisition is inclusive of duties, taxes, freight and other directly attributable costs incurred to bring the assets to its working condition for intended use and are net of Cenvat credits as applicable.


Cost of fixed assets not ready for their intended use as at the balance sheet are disclosed as capital work-in-progress.

For Simulated Telecommunications India Pvt. Ltd.



Director

For Simulated Telecommunications India Pvt. Ltd.



Director



SIMULATED TELECOMMUNICATIONS INDIA PRIVATE LIMITED

Depreciation on fixed assets is calculated on Straight Line method over the useful life of asset as specified in Schedule II to the Companies Act, 2013.

Depreciation on assets costing individually Rs 5,000 or below is calculated on Straight Line method over the useful life of asset as specified in Schedule II to the Companies Act, 2013 without considering any residual value.

Depreciation for assets purchased / sold is calculated proportionately from the quarter in which the asset is purchased or sold.

d) Revenue Recognition

Revenues comprise of income from sale of manufactured and traded goods. Revenue from sale of manufactured and traded goods is recognized at the point of despatch of goods to customers which generally coincides with the transfer of risks and rewards of ownership of goods. Sales are net of returns, trade discounts, and allowances. Sales exclude excise duty and sales tax.

Income from interest on deposits is recognised on time proportion basis taking into account the amount outstanding and the applicable rate of interest.

e) Inventories

Inventories are valued at lower of cost and net realisable value. Cost includes all direct cost and applicable overheads. Net realizable value is the estimated selling price in the ordinary course of business less any applicable selling expenses. Cost is determined on weighted average basis.

Variation, if any, detected on physical verification of stocks and obsolete and slow-moving stocks are adjusted in the books of account appropriately.

f) Employee Benefits

The Company has applied the revised Accounting Standard (AS) 15 – Employees Benefits notified under the Companies Rule, 2006. There is no present obligation of any past employment benefits including payment of Gratuity and /or Leave Encashment during the Year. Therefore, no actuarial gains or losses arose during the year.

g) Income Tax

Provision for tax for the year comprises current income tax and deferred tax. Provision for current income tax is made based on the estimated tax liability in accordance with the relevant tax rates and tax laws.

Interest u/s 234A, B & C on Income tax is accounted on cash basis.


Income Tax

Current tax is payable on taxable profits, which differ from profit or loss in the financial statements. Current tax is computed based on tax rates and tax laws that have been enacted or substantively enacted by the end of the reporting period.

Deferred Tax

Deferred income taxes reflect the impact of current year timing differences between taxable income and accounting income for the year and reversal of timing differences of earlier years.

For Simulated Telecommunications India Pvt. Ltd.



Director



Director

SIMULATED TELECOMMUNICATIONS INDIA PRIVATE LIMITED

h) Earnings per Share

Basic earnings per share is calculated by dividing the net profit or loss for the period attributable to equity shareholders by the weighted average number of equities shares outstanding during the period.

i) Provisions and Contingent Liabilities

The Company creates a provision when there is present obligation as a result of past event that probably requires an outflow of resources and a reliable estimate can be made of the amount of the obligation. A disclosure for a contingent liability is made when there is possible obligation or a present obligation that may, but probably will not, require an outflow of resources. Where there is a possible obligation or a present obligation in respect of which the likelihood of outflow of resources is remote, no provision or disclosure is made. Contingent assets are neither recognized nor disclosed in the financial statement.

25 Supplementary Statutory Information

Particulars	Year ended 31 st March, 2023	Year ended 31 st March, 2022
Directors' Remuneration	Nil	Nil
<u>Audit Fees</u>		
Auditor's Remuneration	10,000/-	Rs.40,000/-
Expenditure in Foreign Currency	Nil	Nil
<u>Value of Imports</u>		
Raw Materials	Nil	Nil
Earnings in Foreign Exchange	Nil	Nil

For R SONTHALIA & CO.
Chartered Accountants
Firm Registration No. 321030E

Ram Gobind Sonthalia
Partner
Membership No. 055626
Place: Kolkata
Date: 07th Day of September, 2023



For and on behalf of the Board of Directors

For Simulated Telecommunications India Pvt. Ltd. For Simulated Telecommunications India Pvt. Ltd.

Director
Rama Kant Lakhotia
Director
DIN – 00567178

Director
Sandip Halder
Director
DIN – 07793225

Director

SIMULATED TELECOMMUNICATIONS INDIA PRIVATE LIMITED

KAMALALAYA CENTRE, 156A LENIN SARANI, 3RD FLOOR, ROOM NO. 302B, KOLKATA-700013.

CIN- U74999WB2012PTC181760

NOTE FORMING PART OF THE FINANCIAL STATEMENTS

Note No. 2 - Share Capital

All Amount in Rs.'00, Unless otherwise Stated

Particulars	As at 31-Mar-2023		As at 31-Mar-2022	
a) Authorised				
Equity Shares of Rs. 10/- each	1,00,000	1,000.00	1,00,000	1,000.00
	1,00,000	1,000.00	1,00,000	1,000.00
b) Issued, Subscribed & Paid up				
Equity Shares of Rs 10/- each	10,000	1,000.00	10,000	1,000.00
	10,000	1,000.00	10,000	1,000.00

c) Reconciliation of the Number of Shares Outstanding

Particulars	As at 31-Mar 2023	As at 31-Mar 2022
Equity shares at the beginning of the year	10,000	10,000
Add: Fresh Issued during the year	-	-
Equity shares Outstanding at the end of the year	10,000	10,000

d) Right of shareholders of Equity Shares of Rs. 10/- each

Every member of the company holding any equity share capital shall have right to vote , in respect of such capital, on resolution placed before the company and his voting right on the poll shall be in proportion to his share of the paidup equity capital of the company.

e) Shareholders holding more than 5% Equity Shares of the Company

Name of the Shareholders	As on 31-Mar-2023		As on 31-Mar-2022	
	No. of Shares	%Holding	No. of Shares	%Holding
(a) Sandip Halder	1,000	10%	1,000	10%
(b) R.K Lakhota	9,000	90%	9,000	90%

Note No. 3 - Reserves and Surplus

All Amount in Rs.'00, Unless otherwise Stated

Particulars	As at 31-Mar 2023	As at 31-Mar 2022
Surplus/(Deficit) as per the Statement of Profit & Loss Account		
Opening Balance	5,713.80	4,107.70
Add: Transfer from Profit & Loss Account	2,085.89	1,606.10
Closing Balance	7,799.69	5,713.80

Note No. 4 - Short Term Borrowings


4,66,549.28

8,91,786.40

4,25,237.12

Particulars	As at 31-Mar 2023	As at 31-Mar 2022
Secured Loan from Banks		
Indian Bank OD Account (OCC against stocks and Book Debts for 1 year)	8,374.84	3,208.09
Indian Bank (COVID Loan)	543.02	1,044.28
Unsecured Loan from Relatives		
From a Director	500.00	500.00
Total	9,417.86	4,752.37

For Simulated Telecommunications India Pvt. Ltd.



Director

For Simulated Telecommunications India Pvt. Ltd.



Director



SIMULATED TELECOMMUNICATIONS INDIA PRIVATE LIMITED

KAMALALAYA CENTRE, 156A LENIN SARANI, 3RD FLOOR, ROOM NO. 302B, KOLKATA-700013.

CIN- U74999WB2012PTC181760

NOTE FORMING PART OF THE FINANCIAL STATEMENTS**Note No. 5 - Trade Payables**

All Amount In Rs.'00, Unless otherwise Stated

Particulars	As at 31-Mar 2023		As at 31-Mar 2022	
	Details	Amount	Details	Amount
(i) Micro, Small and Medium Enterprises				
Less than 1 Year	-		-	
1 - 2 Years	-		-	
2 - 3 Years	-		-	
More than three years	-		-	
(ii) Other than Micro, Small and Medium Enterprises				
Less than 1 Year	13,232.34		17,081.00	
1 - 2 Years	-		-	
2 - 3 Years	-		-	
More than three years	-	13,232.34	-	17,081.00
(iii) Disputed Dues - Micro, Small & Medium Enterprises				
Less than 1 Year	-		-	
1 - 2 Years	-		-	
2 - 3 Years	-		-	
More than three years	-		-	
(iv) Disputed Dues - Other than Micro, Small & Medium Enterprises				
Less than 1 Year	-		-	
1 - 2 Years	-		-	
2 - 3 Years	-		-	
More than three years	-		-	
Total		13,232.34		17,081.00

Note No. 6 - Other Current Liabilities

All Amount In Rs.'00, Unless otherwise Stated


Particulars	As at 31-Mar 2023	As at 31-Mar 2022
Liabilities for Expenses	2,855.86	995.30
Statutory Liabilities	622.55	2,562.60
Total	3,478.41	3,557.90

Note No. 7 - Short Term Provisions

All Amount In Rs.'00, Unless otherwise Stated

Particulars	As at 31-Mar 2023	As at 31-Mar 2022
Provision For Income Tax	735.92	566.70
Total	735.92	566.70

For Simulated Telecommunications India Pvt. Ltd.



Director

For Simulated Telecommunications India Pvt. Ltd.



Director



SIMULATED TELECOMMUNICATIONS INDIA PRIVATE LIMITED

KAMALALAYA CENTRE, 156A LENIN SARANI, 3RD FLOOR, ROOM NO. 302B, KOLKATA-700013.

CIN- U74999WB2012PTC181760

Note No. 8 - Property, Plant and Equipment

All Amount in Rs. '00, unless otherwise stated

Particulars	Gross Block			Gross Block				Net Block		
	Opening Gross Block on 01-Apr-22	Addition	Deletion	Closing Gross Block on 31-Mar-23	Opening Balance	Adjustments	During the Year	Closing Balance	31-Mar-23	31-Mar-22
Office Equipment (Life 5 Years)										
Pump Set	2,946.60	-	-	2,946.60	874.60	-	457.70	1,332.30	1,614.30	2,072.00
Total	2,946.60	-	-	2,946.60	874.60	-	457.70	1,332.30	1,614.30	2,072.00
Previous Year	2,946.60		-	2,946.60	287.10	-	58.75	345.85	2,600.75	-

For and on Behalf of Board of Directors of
SIMULATED TELECOMMUNICATIONS INDIA PRIVATE LIMITED

Rama Kant Lakhotia

Sandip Halder

Rama Kant Lakhotia
Director, DIN 00567178

Sandip Halder
Director, DIN 07793225

Place: Kolkata
Dated: 07th Day of September, 2023



For R SONTHALIA & CO.
Chartered Accountants
Firm Registration No. 321030E

Ram Gobind Sonthalia

Ram Gobind Sonthalia
Partner
Membership No. 055626
UDIN. 230556268GXZE9568

Place: Kolkata
Dated: 07th Day of September, 2023

SIMULATED TELECOMMUNICATIONS INDIA PRIVATE LIMITED

KAMALALAYA CENTRE, 156A LENIN SARANI, 3RD FLOOR, ROOM NO. 302B, KOLKATA-700013.

CIN- U74999WB2012PTC181760

NOTE FORMING PART OF THE FINANCIAL STATEMENTS

Note No. 9 - Inventories

All Amount in Rs.'00, Unless otherwise Stated

Particulars	As at 31-Mar 2023	As at 31-Mar 2022
Stock-in-Trade	8,384.53	2,165.76
Total	8,384.53	2,165.76

Note No. 10 - Trade Receivables

All Amount in Rs.'00, Unless otherwise Stated

Particulars	As at 31-Mar 2023		As at 31-Mar 2022	
	Details	Amount	Details	Amount
<u>Undisputed, Considered Good</u>				
Less than 6 Months	20,796.35		24,753.30	
6 Months to 1 Year	-		785.70	
1 Year to 2 Years	-		-	
2 Years to 3 Years	-		-	
More than 3 Years	-	20,796.35	-	25,539.00
<u>Undisputed, Considered Doubtful</u>				
Less than 6 Months	-		-	
6 Months to 1 Year	-		-	
1 Year to 2 Years	-		-	
2 Years to 3 Years	-		-	
More than 3 Years	-		-	-
<u>Disputed, Considered Good</u>				
Less than 6 Months	-		-	
6 Months to 1 Year	-		-	
1 Year to 2 Years	-		-	
2 Years to 3 Years	-		-	
More than 3 Years	-		-	-
<u>Disputed, Considered Doubtful</u>				
Less than 6 Months	-		-	
6 Months to 1 Year	-		-	
1 Year to 2 Years	-		-	
2 Years to 3 Years	-		-	
More than 3 Years	-		-	-
Total		20,796.35		25,539.00

Note No. 11 - Cash and Bank Balances

All Amount in Rs.'00, Unless otherwise Stated

Particulars	As at 31-Mar 2023	As at 31-Mar 2022
Cash in hand (As certified by the Management)	1,726.99	1,728.60
Balance with Bank in Current Accounts	-	-
Total	1,726.99	1,728.60

For Simulated Telecommunications India Pvt. Ltd.

Ratnas

Director

For Simulated Telecommunications India Pvt. Ltd.



Haldar

Director

SIMULATED TELECOMMUNICATIONS INDIA PRIVATE LIMITED

KAMALALAYA CENTRE, 156A LENIN SARANI, 3RD FLOOR, ROOM NO. 302B, KOLKATA-700013.
CIN- U74999WB2012PTC181760

NOTE FORMING PART OF THE FINANCIAL STATEMENTS

Note No. 12 - Short Term Loans & Advances

All Amount in Rs.'00, Unless otherwise Stated

Particulars	As at 31-Mar 2023	As at 31-Mar 2022
Deposits		
Earnest Money Deposit	2,830.60	1,049.40
Total	2,830.60	1,049.40

Note No. 13 - Other Current Assets

All Amount in Rs.'00, Unless otherwise Stated

Particulars	As at 31-Mar 2023	As at 31-Mar 2022
Preliminary Expenses	-	24.00
TDS Receivable	311.46	93.00
Total	311.46	117.00

Note No. 14 - Revenue from Operations

All Amount in Rs.'00, Unless otherwise Stated

Particulars	As at 31-Mar 2023	As at 31-Mar 2022
Sale of Communication Products	9,302.51	22,721.90
Installation & Commissioning Received	39,443.40	26,148.30
Works Contract Services	14,667.85	-
Total	63,413.76	48,870.20

Note No. 15 - Other Income

All Amount in Rs.'00, Unless otherwise Stated

Particulars	As at 31-Mar 2023	As at 31-Mar 2022
Interest from Fixed Deposit	14.94	73.40
Total	14.94	73.40

Note No. 16 - Purchases of Stock in Trade

All Amount in Rs.'00, Unless otherwise Stated

Particulars	As at 31-Mar 2023	As at 31-Mar 2022
Purchase of Communication Products	31,086.73	21,489.40
Total	31,086.73	21,489.40

Note No. 17 - Changes in Stock in Trade

All Amount in Rs.'00, Unless otherwise Stated

Particulars	As at 31-Mar 2023	As at 31-Mar 2022
Inventories at the beginning of the year		
Finished goods	2,165.76	2,165.76
Inventories at the end of the year		
Finished goods	8,384.53	2,165.76
Total	(6,218.77)	-

Note No. 18 - Employee Benefit Expenses

All Amount in Rs.'00, Unless otherwise Stated


Particulars	As at 31-Mar 2023	As at 31-Mar 2022
Salary & Bonus	26,074.35	16,749.90
Total	26,074.35	16,749.90

For Simulated Telecommunications India Pvt. Ltd.



Director

For Simulated Telecommunications India Pvt. Ltd.



Director



SIMULATED TELECOMMUNICATIONS INDIA PRIVATE LIMITED

KAMALALAYA CENTRE, 156A LENIN SARANI, 3RD FLOOR, ROOM NO. 302B, KOLKATA-700013.

CIN- U74999WB2012PTC181760

NOTE FORMING PART OF THE FINANCIAL STATEMENTS

Note No. 19 - Finance Costs

All Amount in Rs.'00, Unless otherwise Stated

Particulars	As at 31-Mar 2023	As at 31-Mar 2022
Bank Charges	189.88	92.00
Interest on OD	908.78	310.80
Interest on GST Paid	-	27.10
Total	1,098.66	429.90

Note No. 20 - Other Expenses

All Amount in Rs.'00, Unless otherwise Stated

Particulars	As at 31-Mar 2023	As at 31-Mar 2022
Office Maintenance Expense	189.91	-
Auditor's Remuneration	100.00	400.00
Preliminary Expenses W/off	24.00	24.00
Accounting Charge	-	75.00
Legal & Professional Charges	400.50	52.00
Conveyance Expenses	28.20	617.81
Filing Fees	46.30	288.00
Postage & Courier	9.00	86.15
Printing & Stationery	13.00	92.20
Rates & Taxes	84.37	114.50
Installation & Commission	77.00	-
Rent Paid	1,200.00	500.00
Telephone Expenses	10.61	33.80
Travelling Expenses	740.46	868.04
Misc. Expenses	1,176.64	216.09
Operational & Project Cost Expenses	-	-
-Installation & Commissioning	1,623.39	2,809.46
-Project Expenses	1,446.95	1,024.95
-Tender Fees	-	5.00
-Labour Charges	360.00	-
-Transportation Charges	577.90	262.11
Total	8,108.23	7,469.11

For and on Behalf of Board of Directors of
SIMULATED TELECOMMUNICATIONS INDIA PRIVATE LIMITED



Rama Kant Lakhota
Director, DIN 00567178

Place: Kolkata

Dated: 07th Day of September, 2023



Sandip Halder
Director, DIN 07793225

For R SONTHALIA & CO.
Chartered Accountants
Firm Registration No. 321030E



Ram Gobind Sonthalia
Partner

Membership No. 055626

UDIN. 23055626BGXXE29568

Place: Kolkata

Dated: 07th Day of September, 2023

SIMULATED TELECOMMUNICATIONS INDIA PRIVATE LIMITED
Notes to the financial statements for the year ended 31st March, 2023

Note No. 21: Financial Ratio

Sl. No.	Ratio Analysis	2022-23		2021-22		31-Mar-23	31-Mar-22	Change	% Change Compared to Last Year	Reason for Change
		In Rs. '00	In Rs. '00	In Rs. '00	In Rs. '00					

1 Current Ratio		Current Assets		Current Liabilities		Shareholder's Equity	
	Inventories	8,384.53	2,165.77	Creditors for goods and services	13,232.34	17,081.00	
	Trade Receivables	20,796.35	25,539.00	Provision for taxation	735.92	566.70	
	Cash and Bank balances	1,726.99	1,728.60	Any other current liabilities	3,478.41	3,557.90	
	Short-term loans and advances	2,830.60	1,049.40	Short Term Borrowings	9,417.86	4,752.37	
	Other Current Assets	311.46	117.00				
		<u>34,049.92</u>	<u>30,599.77</u>		<u>26,864.53</u>	<u>25,957.97</u>	
							1.27
							1.18
							0.09
							7.52%

During the Year, Current Assets of the company has increased by Rs. 3,45 Lakhs and Current Liabilities were increased by 0.907 Lakhs, resulted in 7.52% increase in ratio.

2 Debt Equity Ratio		Total Liabilities		Total Shareholders Equity						
	Total Outside Liabilities	9,417.86	4,752.37	Total Shareholders Equity	8,799.69	6,713.80	1.07	0.71	0.36	51.20%

Total Outside Liabilities had increased 1.98 times however no significant increase, i.e., only 1.31 times, were reported in Shareholder Equity.

3 Debt Service Coverage Ratio		Net Operating Income		Debt Service						
	Net Profit after tax + non-cash operating expenses like depreciation and amortizations + Interest+other adjustments like loss on sale of fixed assets, etc.	4,378.15	3,235.19	Current Debt Obligation (Interest & Lease payment+ Principal Repayment.	9,417.86	4,752.37	2.15	1.47	0.68	46.44%

Current debt obligation increased about 1.98 times instead Net EBDIT increased only 1.35 times, hence increase of 46.44% changes reported in the Audited Annual Report.

For Simulated Telecommunications India Pvt. Ltd.

[Signature]
Director

For Simulated Telecommunications India Pvt. Ltd.

[Signature]
Director



SIMULATED TELECOMMUNICATIONS INDIA PRIVATE LIMITED
Notes to the financial statements for the year ended 31st March, 2023

Note No. 21: Financial Ratio

Sl. No.	Ratio Analysis	2022-23		2021-22		Denominator	2022-23		2021-22		31-Mar-23	31-Mar-22	Change	% Change Compared to Last Year	Reason for Change
		In Rs.'00	In Rs.'00	In Rs.'00	In Rs.'00		In Rs.'00	In Rs.'00							

4 Return on Equity Ratio **Profit for the period** **Avg. Shareholders Equity**

Net Profit after taxes - preference dividend (if any)	2,085.89	2,179.84	(Beginning shareholders' equity + Ending shareholders' equity) ÷ 2	7,756.75	5,910.75	26.89%	36.88%	-9.99%	-27.08%	During the Year, the performance of the Company has increases resulting in Profit however the degree of Profit had decreased as compared to Previous Year.
---	----------	----------	--	----------	----------	--------	--------	--------	---------	--

5 Inventory Turnover Ratio **Cost of Goods sold** **Average Inventory**

(Opening Stock + Purchases) - Closing Stock	31,086.73	21,489.40	(Opening Stock + Closing Stock)/2	5,275.15	2,165.77	589.31%	992.23%	-402.92%	-40.61%	During the Year, the performance of the Company has increased resulting in change in Inventory and both cost of goods sold.
---	-----------	-----------	-----------------------------------	----------	----------	---------	---------	----------	---------	---

6 Trade Receivables Turnover Ratio **Net Credit Sales** **Average Trade Receivables**

Credit Sales	63,413.76	48,870.20	(Beginning Trade Receivables + Ending Trade Receivables) / 2	23,167.67	13,556.62	2.74	3.60	-0.87	-24.07%	During the year, ageing period of the debtor has increased, which turn out to be the unfavourable.
--------------	-----------	-----------	--	-----------	-----------	------	------	-------	---------	--

For Simulated Telecommunications India Pvt. Ltd.

R. Senthil Kumar
Director

For Simulated Telecommunications India Pvt. Ltd.

Sandip Datta
Director



SIMULATED TELECOMMUNICATIONS INDIA PRIVATE LIMITED

Notes to the financial statements for the year ended 31st March, 2023

Note No. 21: Financial Ratio

Sl. No.	Ratio Analysis	Numerator		Denominator		Change	% Change Compared to Last Year	Reason for Change
		2022-23 In Rs.'00	2021-22 In Rs.'00	2022-23 In Rs.'00	2021-22 In Rs.'00			

7 Trade Payables Turnover Ratio

Total Purchases	Average Trade Payables	
Annual Net Credit Purchases	31,086.73	21,489.40
	(Beginning Trade Payables + Ending Trade Payables) / 2	15,156.67
		8,814.04
		2.05
		2.44
		-0.39
		-15.88%

During the year, purchases of the company has been increased and ageing period of the creditors has Decreased, which turn out to be the unfavourable.

8 Net Capital Turnover Ratio

Net Sales	Average Working Capital	
Total Sales - Sales Return	63,413.76	48,870.20
	Current Assets - Current Liabilities	7,185.39
		4,641.80
		0.11
		0.09
		0.02
		19.30%

During the year, sales of the company has been increased and ageing period of the debtors has increased, which turn out to be the favourable.

9 Net Profit Ratio

Net Profit	Net Sales	
Profit After Tax	2,085.89	2,179.84
	Sales	63,413.76
		48,870.20
		3.29%
		4.46%
		-1.17%
		-26.26%

During the Year, the performance of the Company has decreased resulting in Profit reported for the period.

For Simulated Telecommunications India Pvt. Ltd.

R. Senthil Kumar
Director

For Simulated Telecommunications India Pvt. Ltd.

Sandip Abden
Director



SIMULATED TELECOMMUNICATIONS INDIA PRIVATE LIMITED
Notes to the financial statements for the year ended 31st March, 2023

Note No. 21: Financial Ratio

Sl. No.	Ratio Analysis	Numerator		Denominator		Change	% Change Compared to Last Year	Reason for Change
		2022-23 In Rs.'00	2021-22 In Rs.'00	2022-23 In Rs.'00	2021-22 In Rs.'00			

10 Return on Capital Employed * EBIT Capital Employed *

Profit before Interest and Taxes	3,920.45	3,176.44	Capital Employed = Equity + Borrowings	18,217.56	11,466.17	21.52%	27.70%	-6.18%	Net Profit before tax and interest has been decreased during the year with the -22.32% corresponding increase in borrowing. However the degree of increase rate is higher in the former one.

For Simulated Telecommunications India Pvt. Ltd.

[Signature]
Director

For Simulated Telecommunications India Pvt. Ltd.

[Signature]
Director

